

# ApeosPro C Series

PRODUCT BROCHURE

Light production printers  
offering exceptional quality  
C810/C750/C650





## Light production printers offering exceptional quality

The ApeosPro C Series is an entry level range of four colour printers that offer exceptional quality for businesses with lower production volumes. They are built on a next-generation platform, with all printers in the range able to produce superb, high quality print on a wide range of substrates and for a wide range of applications.

The range includes three models: a standard model, the ApeosPro C750, a premium model, the ApeosPro C810, and the ApeosPro C650, which will offer an additional, ultra-accessible entry point for business with lower production requirements.

All printers in the range can produce flyers, brochures, catalogues and a range of other marketing collateral – including banners up to 1.3 metres long. And they can do all of this rapidly, on demand, whenever required, helping companies to take advantage of time-sensitive business opportunities. The printers are also ideal for confidential, high quality printing that cannot be outsourced (such as samples or product mock-ups).

### Key features:

- Ideal for light print production environments and for general office use, in terms of functionality and operability
- Suitable for flyers and brochures to be produced quickly to take advantage of urgent business opportunities
- Can be used to produce high quality in-house samples and mock-ups
- Suitable for use with a wide range of papers, including lightweight, card stock, envelopes and embossed paper

Thanks to their hybrid technology, the ApeosPro C Series printers are equally at home in a corporate office, light-production professional print environment, or in a design agency for the production of creative applications.

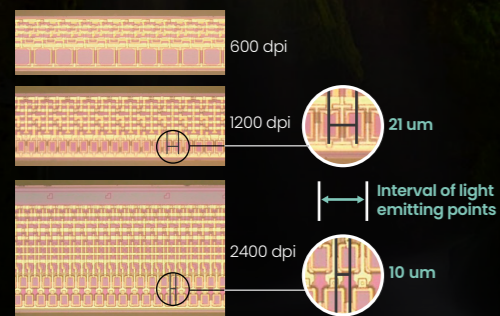
# Ultra-high quality output

## The world's first\* high resolution LED printhead

The ApeosPro C Series benefits from the world's first\* high resolution LED printhead, which produces incredible, high definition print:

- World's first\* LED printhead with 2400 x 2400 dpi resolution
- LED printhead produces a very thin LED beam to write the image
- The exposure unit does not vibrate because there is no drive mechanism, meaning image reproduction is incredibly stable
- The LED printhead consumes less energy, resulting in lower power consumption

### LED light-emitting unit



### Enlarged photo with thin lines/small text (4pt)



### Super EA Eco toner

The ApeosPro C Series also benefits from the use of Fujifilm's Super EA Eco toner found in higher end Fujifilm production devices, which produce the smallest toner particles. The combination of the new LED printhead and Super EA Eco-toner produces ultra-smooth gradations, vibrant colours, and the reproduction of images with very fine lines and small text. In addition, the 'Gloss' function brings a beautiful glossy finish to print where required, for example photos.

### Simple process to maintain quality levels

It is also possible to maintain high print quality levels with very simple adjustments. The printers incorporate an inbuilt standard Simple Image Quality Adjustment (SIQA) process to easily & quickly adjust the print quality. It works by simply scanning dedicated charts to automatically calculate the appropriate values for adjusting density uniformity, image transfer, and registration for both sides of the sheet. The operation is quick and simple, without the need for the operator to remember fine calibration values. In addition to helping to manage print quality, the machine utilisation rate is also improved.



\* Utilising dry-electrophotographic toner, as of March 2021 and according to Fujifilm research.

# Versatile enough to print a wide range of applications

## Suitable for a wide variety of paper sizes and thicknesses

The ApeosPro C Series printers are able to print on a wide range of paper sizes and thicknesses, making them suitable for the production of many different types of print.

- Suitable for paper sizes from postcards to long sheets of paper, up to a maximum size of 330 x 1300 mm
- Supports a wide range of thicknesses from 52 gsm lightweight paper to 350 gsm cardstock paper
- Prints beautifully, even on envelopes and embossed paper with an uneven surface

## Stable paper feed, whatever the substrate type

The ApeosPro C Series printers are incredibly versatile, thanks to a number of key features:

- A built-in sensor detects any misalignment of paper traveling at high speeds and automatically corrects it
- By adjusting the force applied to the paper according to the paper thickness, a stable paper feed and high registration accuracy are achieved, even with thicker cardstock
- A built-in decurler flattens any possible paper curl, which helps guarantee the stable feed of paper. In addition, as an option, the printers can monitor any paper curl that is present, and make adjustments in real time to further minimise any potential paper feed inconsistencies.
- The optimum output conditions for each paper type, such as the transfer conditions, can be registered and stored (maximum: 100) so that high quality output can be achieved efficiently simply by selecting the correct paper type.




## Versatile post-processing with a range of in-line finishing options

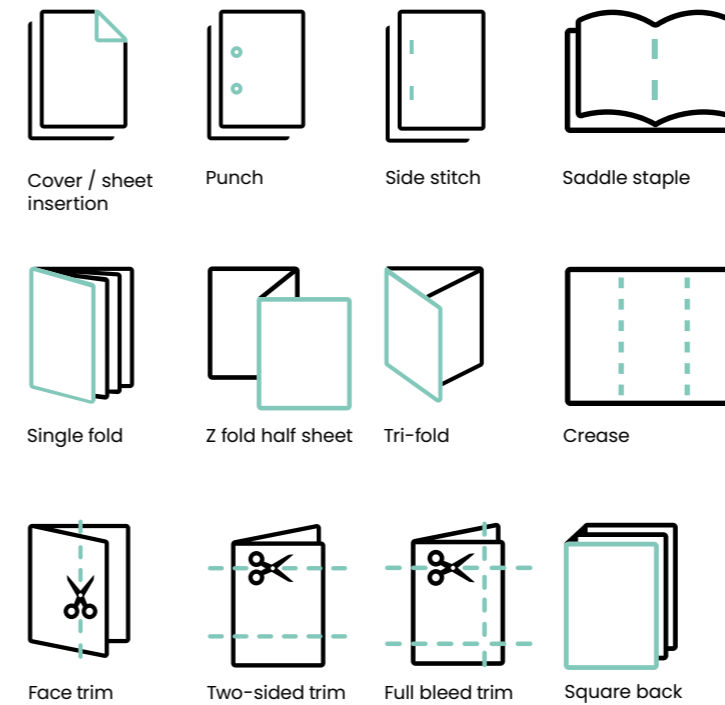
From printing to post-processing, the ApeosPro printers are incredibly versatile, making it possible to produce many different types of finished print:

- Beautifully designed full page photo booklets with full bleed & trim
- High quality booklets with a square back finish for a flat book spine
- Crease\* function to create unique accordion folds for promotional materials
- Insert oversized A3 size paper as covers
- Supports frequently used office functions - punch, side stitch, saddle staple, and single fold

\* Up to five creases can be made for mountain and valley folds (folding needs to be performed manually).



## Finishing applications



Note: Full bleed trim is made by two-sided trim and face trim.



# High productivity levels with continuous operation

The ApeosPro C Series printers offer excellent durability and high productivity levels with continuous operation possible.

- Achieve print speeds as high as 81 x A4 ppm with the C810, 75 ppm with the C750, and 65 ppm with the C650
- High capacity paper feeder holds up to 7360 sheets\*
- It is possible to replace toner cartridges and add paper without stopping the print job in progress, therefore maximising printer uptime and productivity
- Low wear photoconductor drum with long life reduces the frequency of drum replacements

\* Using 80 gsm paper and when the High Capacity Feeder C3-DS is installed.

## Fast and efficient operation

The printers are designed so that startup is incredibly fast, and printed output can be achieved very quickly, making it possible to use anytime you want. The smart 'WelcomEyes' feature detects an approaching user, and automatically activates the machine from a power-saving state. In addition, it can recover from sleep mode in 30 seconds, and produces the first copy output in 5.4 seconds (in colour priority mode).

## Advanced security features



Information is an important asset which should be protected at all cost. The ApeosPro C Series printers incorporate a range of security features to safeguard important information.

- User authentication and permissions
- Protection against unauthorised access to higher level management functions
- Protection against software misuse
- Encryption of documents stored on the printer, and communication data between printer and PC
- Prevention of issues caused by operator errors



# Feeding and finishing options

## Feeding Options

| Bypass tray (Standard) <sup>1</sup> | Multi-sheet Inserter for banner print <sup>1</sup> | High capacity feeder B1-S  | High capacity feeder C3-DS   |
|-------------------------------------|--|--|--|
| 52 to 350 gsm<br>250 sheets         | 52 to 350 gsm<br>250 sheets                        |  52 to 300 gsm<br>2000 sheets<br>× 1-tray |  52 to 350 gsm<br>2000 sheets<br>× 2-tray |
| 1300 mm<br>Long paper <sup>2</sup>  | 1300 mm<br>Long paper <sup>2</sup>                 | Cabinet  | Air assist   |
|                                     | 660 mm<br>Long paper <sup>3</sup>                  | Air assist   | Multi-feed detection   |
|                                     |  | Multi-feed detection   |  |

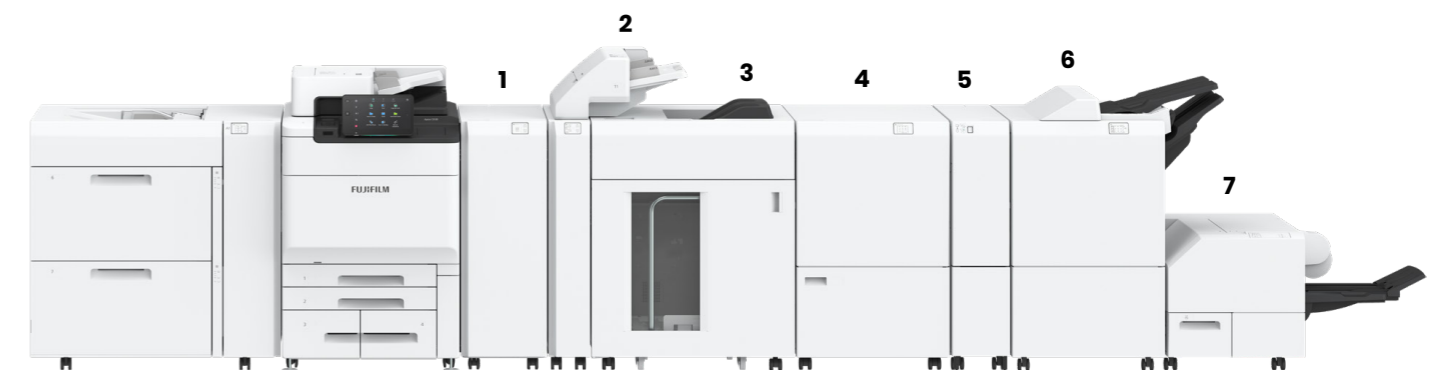
Note: Supported paper weight for long paper is 52 to 220 gsm.

\*1: Installed directly to the printer, or installed on the top of High Capacity Feeder C3-DS or B1-S.

\*2: When installed directly on the printer unit.

\*3: When installed on the top of High Capacity Feeder C3-DS or B1-S.

## Output Options



**1 Interface Decurler Module D1**  
Real-time curl correction  
(3 levels upward / Off / 3 levels downward)

**2 Inserter D1**  
Cover / Sheet insertion

**3 High Capacity Stacker A1**  
5000-sheet stacking  
Stacker cart  
Long paper stacking<sup>1</sup>

**4 Crease / Two-sided Trimmer D2**  
Two-sided trim / Crease

**5 Folder Unit CD2**  
Z fold half sheet / Tri-fold

**6 Finisher D6 / Finisher D6 with Booklet Maker**  
Sort / stack  
Staple (100 sheets)  
Punch<sup>1</sup>  
Saddle staple (30 sheets) / Single fold<sup>2</sup>  
Long paper stacking<sup>1</sup>

**7 Square Back Trimmer D1**  
Face trim / Square back

Note: Simple catch tray / Offset catch tray / Long catch tray are available if post-processing is not required.

\*1: Optional. \*2: For Finisher D6 with Booklet Maker.

# Key Specifications

| Basic Specifications / Print Function        |   | C810   | C750                     | C650                     |
|--|---|--|--------------------------|--------------------------|
| <b>Type</b>                                  |   | Console  |                          |                          |
| <b>Colour capability</b>                     |   | Full colour  |                          |                          |
| <b>Printing resolution</b>                   |   | 2400x2400 dpi  |                          |                          |
| <b>Continuous print speed</b> <sup>*1</sup>  |   | A4: 81 ppm<br>A3: 42 ppm   | A4: 75 ppm<br>A3: 37 ppm | A4: 65 ppm<br>A3: 34 ppm |
| <b>Paper size</b> <sup>*2</sup>              | <b>Tray 1, 2</b>                          | Standard size: max A3, 11 x 17"; min A5<br>Custom size: max 330 x 488 mm, min 100 x 148 mm   |                          |                          |
|  | <b>Tray 3, 4</b>                          | Standard size: max A4, letter, min JIS B5  |                          |                          |
|  | <b>Bypass tray (Tray 5)</b> <sup>*3</sup> | Standard size: max A3, 11 x 17"; min A6<br>Custom size: max 330 x 1300 mm <sup>*4</sup> , min 100 x 148 mm   |                          |                          |
| <b>Paper weight</b> <sup>*5</sup>            | <b>Tray 1 to 4</b>                        | 52 to 300 gsm  |                          |                          |
|  | <b>Bypass tray (Tray 5)</b> <sup>*3</sup> | 52 to 350 gsm <sup>*6</sup>  |                          |                          |
| <b>Paper tray capacity</b> <sup>*7</sup>     | <b>Standard</b>                           | 520 sheets x 2-tray + 840 sheets + 1230 sheets<br>+ Bypass tray 250 sheets   |                          |                          |
|  | <b>Optional</b>                           | Multi-sheet inserter for banner print: 250 sheets<br>High capacity feeder B1-S: 2000 sheets x 1-tray<br>High capacity feeder C3-DS: 2000 sheets x 2-tray |                          |                          |
|  | <b>Max</b>                                | 7360 sheets [Standard + high capacity feeder C3-DS]  |                          |                          |
| <b>Output tray capacity</b> <sup>*7 *8</sup> |   | 500 sheets   |                          |                          |
| <b>Power supply</b>                          |   | AC220-240 V +/- 10 %, 10 A, 50/60 Hz common  |                          |                          |
| <b>Maximum power consumption</b>             |   | 2.4 kW<br>Sleep mode: 0.5 W, low power mode: 150 W, ready mode: 193 W  |                          |                          |
| <b>Dimensions</b> <sup>*9</sup>              |   | W 780 x D 793 x H 1154 mm  |                          |                          |
| <b>Weight</b> <sup>*9</sup>                  |   | 246 kg   |                          |                          |

\*1: When continuously printing a single document on 52 to 128 gsm, uncoated paper. Print speed may be reduced depending on conditions such as output data, use of auto image quality adjustment, is performed, use of mixed paper sizes / types, switching the feeding tray and use of long paper output.

\*2: Image loss width: Lead edge 4.0 mm, Trail edge 4.0 mm, Front 3.0 mm, Rear 3.0 mm.

\*3: The optional multi sheet inserter for banner print is available for smooth and stable feeding of long paper.

\*4: When a standard bypass tray or optional multi sheet inserter for banner print is connected directly to main unit (including when high capacity feeder b1 is connected). Automatic duplex printing support up to 330 x 762 mm.

\*5: It is recommended to use our recommended paper. Correct print output may not be possible depending on the requirement.

\*6: For banner printing, uncoated paper: 52 to 220 gsm, coated paper: 106 to 220 gsm.

\*7: 80 gsm paper.

\*8: When the catch tray is installed.

\*9: When bypass tray closed. The output option is not connected.

| Scan Function                       |   |
|-------------------------------------|---|
| <b>Type</b>                         | Colour scanner dual head  |
| <b>Scan resolution</b>              | 600 x 600 dpi, 400 x 400 dpi, 300 x 300 dpi, 200 x 200 dpi                                  |
| <b>Scan speed</b>                   | Up to 135 ipm in simplex mode, 270 ipm in duplex mode                                       |
| <b>Original size / Paper weight</b> | Max A3; min A6 (84 x 140mm) <sup>*1</sup> .<br>38 to 200 gsm simplex; 50 to 200 gsm duplex. |

\*1: The minimum custom size is 84 x 139.7 mm.


| Adobe PDF Print Engine   | Fiery VC11  | Fiery VC12C   |
|--------------------------|---|---|
| <b>Fiery system</b>      | Fiery FS500 Pro   | Fiery FS500   |
| <b>Hardware platform</b> | NX Pro III  | E500  |
| <b>Processor</b>         | Intel® Core™ i5-8500 processor  | Intel Pentium G5400 processor   |
| <b>Operating system</b>  | Windows 10 IoT Enterprise 2019 LTSC   | Linux   |
| <b>RAM memory</b>        | 8GB (2 x 4 GB)  | 8 GB (2 x 4 GB)   |
| <b>Disk drive(s)</b>     | SSD boot drive for OS and Fiery software<br>+ 1 TB HDD  | 500 GB HDD  |
| <b>Included software</b> | Everything in VC-12c plus:<br>36% faster RIP<br>Fiery Impose<br>Fiery Compose<br>Fiery Preflight<br>Fiery Image Enhance Visual Editor<br>Adobe PDF Print Engine | Fiery Edge factory profiles<br>Fiery Spot-On<br>Fiery JDF<br>Fiery Hot Folders/Virtual Printers<br>Fiery FreeForm Create (free download)<br>Fiery VUE (free download) |

| Duplex automatic document feeder |                           | C810  | C750                          | C650                          |
|----------------------------------|---------------------------|---|-------------------------------|-------------------------------|
| <b>Capacity</b> <sup>*2</sup>    |                           | 250 sheets  |                               |                               |
| <b>Scan speed</b> <sup>*3</sup>  | <b>Copy (A4, simplex)</b> | B/W: 81 ppm<br>Colour: 81 ppm   | B/W: 75 ppm<br>Colour: 75 ppm | B/W: 65 ppm<br>Colour: 65 ppm |
|                                  | <b>Scan</b>               | B/W: 135 ppm, colour: 135 ppm<br>(1 pass, 2 sided scanning: B/W: 270 ppm, colour: 270 ppm)<br>[Standard document (A4), 200 dpi, to folder.] |                               |                               |

\*2: 80 gsm paper

\*3: The scanning speed varies depending on the documents.

Please contact your local Fujifilm partner or visit:  
**[fujifilm.com/uk/en/business/graphic](https://www.fujifilm.com/uk/en/business/graphic)**



**[print-emea.fujifilm.com](https://print-emea.fujifilm.com)**



**Fujifilm Print**



**@FujifilmPrint**