FUJIFILM
Value from Innovation



A3 Colour Multifunction Printer

Apeos C3567 / C3067 / C2567

Apeos™



Embark on your digital transformation journey

Designed to accelerate your digital transformation (DX) journey, new Apeos series with its smart and seamless integration features present itself as a trusted digital partner.



SMART

Maximise your productivity by utilising intelligent technologies that optimise workflow efficiency



DYNAMIC

Designed to flexibly adapt to evolving office environments and diverse workflows



ENVIRONMENT

Mitigating environment impact with advanced features such as new toner technology, smart power-saving sensors and staple-free finishing



SECURITY

Protecting your business with proactive security services and robust features

True scalable solutions to accelerate your digital journey

SMART

DYNAMIC

ENVIRONMENT

SECURITY



Apeos C3567 / C3067 / C2567

Apeos C3567	Apeos C3067	Apeos C2567
Colour/Monochrome **35** ppm*	Colour/Monochrome **30** ppm*	Colour/Monochrome **25** ppm*

* A4 LEF

SMART

Maximise your productivity by utilising intelligent technologies that optimise workflow efficiency

Accelerating digitalisation with high-performance scanner

1 pass, 2-sided scanning of up to 160 ppm*1

The high performance 1-pass, 2-sided scanning Automatic Document Feeder holds up to 130 sheets*2 and scans 2-sided document in one go, allowing you to digitise large documents swiftly and effortlessly.

- Equipped with multifeed detection

*1: Our Standard Document (A4 LEF), 200 dpi, to Folder.
*2: 70 gsm paper.



Efficiently scan non-standard size documents such as receipts

Automatically scans to the nearest standard size, eliminating the need to manually enter sizes for non-standard or small-sized* documents. Thick cheques and thin paper receipts* can also be easily digitised and managed on a PC.

* Non-standard sizes up to 49 × 85 mm. For sizes 49 × 85 mm to 55 × 91 mm, paper weights between 38 and 209 gsm are supported.



- Supports scanning of small-sized documents (49 x 85 mm), thick cheques and thin paper receipts (38 to 128 gsm).

  Note: Custom Sizes from 49 x 85 mm to 55 x 91 mm are available from 38 to 209 gsm.
- Scanned documents can be transferred to e-mail, PC, or shared servers.
- Supports multi-sending, such as saving a copy to your PC while sending an e-mail to a client in a single scan.
- Scan directly to / print directly from a standard USB 2.0 flash drive for greater work efficiency.

Automatically scans small originals as-is to a standard size



Simple scanning

With ScanAuto, the multifunction printer will automatically select scan settings such as document orientation, colour/black and white, 1-sided or 2-sided and sends the scanned files to your email address or PC after automatically removing blank pages.

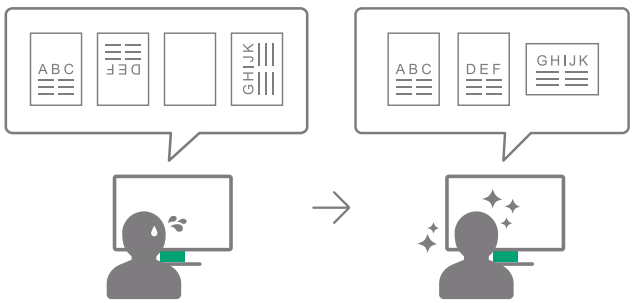

Copying and scanning ID Cards

You can copy both sides of an ID card on a single sheet of paper, or scan and transfer to SMB / FTP / SFTP / Email / URL / My Folder, allowing for easy access and printing when needed.

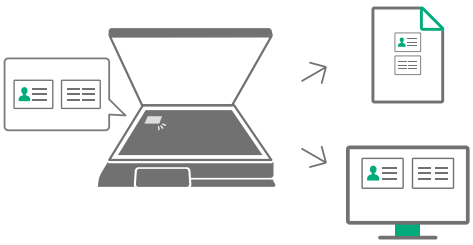

Server-less solutions for smarter business operations

Our multifunction printer supports server-less solutions, helping you reduce operational costs and improve efficiency without the need for additional hardware investment such as server.

- Server-less Authentication* integration manages and shares user authentication information securely between multiple printers without the need of a server.
- Server-less On-Demand Print* manages and connects multiple devices, having the flexibility to print and collect the printouts from any of the connected devices.

* Optional.

DYNAMIC

Designed to flexibly adapt to evolving office environments and diverse workflows

New large-sized 10.1-inch control panel delivers intuitive user experience and personalisation

The control panel serves as the gateway, connecting you to various smart applications on the multifunction printer at the touch of your finger. The large capacitive touch panel provides excellent visibility and operability, responding to every touch and swipe for effortless navigation.

Login name display

NFC touch area

Easily connect with mobile devices. Using Print Utility*1, you can perform basic multifunction printer operations*2 from your smartphone.



Note: Connect to machine via wireless environment or Wi-Fi Direct® connection.

Note: AirPrint, Mopria® Print Service, and Mopri Scan are supported for printing or scanning by using a mobile device.

*1: It can be downloaded free of charge from Google Play™or App Store.
*2: Copy, Fax, Print, Scan.



Note: The displayed screen differs from the factory default. Additionally, the LED lighting status varies depending on the situation. The LED lighting status in the image is for illustrative purposes only.

Quickly access frequently used settings

On the Pins screen, you can restart jobs from the job history. Frequently used settings can be "pinned" to save time.

Remote Operation Panel



Set up and update remote multifunction printers

Device administrators can set up and manage the multifunction printer remotely. By launching the Remote Operation Panel from a web browser, the multifunction printer's control panel can be displayed to and operated from a PC.

Note: Within the same intranet. While the Remote Operation Panel is active, the multifunction printer's control panel cannot be operated. Additionally, the Remote Operation Panel cannot be launched while the user is operating the multifunction printer.

Supporting Universal Print by Microsoft

By registering the Apeos C3567 series to Universal Print by Microsoft in advance, users*1 authenticated with Microsoft Entra ID*2 can print from anywhere through cloud.

*1: Organisations with Microsoft Windows Enterprise or Microsoft 365 subscriptions.
*2: Formerly Azure Active Directory.

Produce promotional materials in-house and on-demand

Supports wide range of paper size and weight*1, giving you the flexibility to personalise and print on envelope*2, direct mail, posters, promotional banners, or even long POP displays*3.

*1: Paper weight from 52 to 300 gsm.
*2: Envelop and postcard can be printed directly from Tray 1.
*3: Long sheets up to 297 x 1,200 mm.

Make an impression with every print

Newly developed toner produces exceptional colours in every tone and shade, while high resolution of 1,200 x 2,400 dpi delivers precise lines and text, giving every print a professional look.





Envelope



Postcard



Small footprint fits in every office space

The compact design with width of 577 mm and depth of 671 mm* fits everywhere, including tight spaces, maximising office space utilisation.

* For 1 Tray standard configuration.

ENVIRONMENT

Mitigating environment impact with advanced features
such as new toner technology, smart power-saving sensors and staple-free finishing

The multifunction printers of the future

FUJIFILM Business Innovation promotes climate change mitigation and resource circulation as part of our corporate sustainability policy. Our products incorporate technologies that reduce power consumption and resource use, while maintaining usability.

New toner and a fusing unit with low fusing temperature and high image quality

Adopted a new toner and a fusing unit that enable reducing power consumption during toner fixing, the most power-consuming process in multifunction printers.

By using functional resin, our newly developed toner has achieved industry-leading low fixing temperature*1 that is 15 degrees lower than the toner used in previous models*2.

In addition, the adoption of a new fixing unit achieved both low fixing temperature and exceptional image quality.

*1: The toner fusing temperature for A3 laser multifunction printers based on internal study conducted in July 2024.
*2: Toner used in the Apeos C3060 / C2560 / C2060.

Designed for now and for the future

In the effort to promote recycling of resources, recycled plastic materials are used* for parts such as the front cover and trays. We have overcome challenges to devise ways to suppress uneven colour of the appearance of recycled plastic, which is said to be difficult to mold. And by improving the strength and rigidity of the parts, we ensure the quality of the product.

The products are designed for easy disassembly and cleaning, enabling parts to be reused or recycled.

* In the case of 4 Tray configuration with Duplex Automatic Document Feeder. 15 % of the total plastic weight of the device is recycled material.

Technologies for energy conservation

- Less energy and compact with high resolution printing on LED printhead.
- Saves energy with quick startup and smart power saving feature that solely powers on the required parts according to the functions being used by users.

Learn more LED printhead

Learn more smart power saving

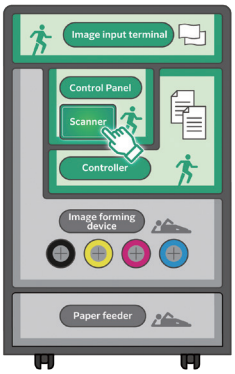

Image Provided by Green Park FLOOP

	Apeos C3567	Apeos C3067	Apeos C2567
TEC Value*	0.36 kWh	0.33 kWh	0.25 kWh

* Figures according to the measurement method established by the International Energy Star Program.

Contributing to smaller CO_2 emission with lightweight body

By optimising resin and sheet metal with thinning technology and revising the frame structure, we have achieved a reduction in body weight by 25 %*1 while maintaining the strength and contribute to CO_2 emissions reduction in logistics.

*1: Compared to the previous model Apeos C3070 Model-PFS.
*2: Greenhouse gas emissions throughout a product's lifecycle, from procurement of raw meterials to disposal and recycling, converted to CO_2 emissions.
*3: Assuming the previous model Apeos C3570 (Model-CPS-2TM) for Europe market (France, Italy, Netherlands, Poland, Slovenia, Spain, United Kingdom as of March 2026) is 100%.

CO_2 emissions throughout product life cycle*2



17 %*3
Reduction

Apeos C3567 with 3 Tray Module

Staple-free Finisher

Staple-free Finisher supports staple-free stapling, ensuring waste reduction and increasing safety.

Initiatives for resources conservation

- Functions contributing to paper consumption reduction
  - Private Charge Print, Scan, Paperless Fax, Pages per Side/ Multiple-Up, 2-Sided Print* etc.

* All the print drivers provided by FUJIFILM Business Innovation Corp. are default to 2-Sided Printing setting at installation.



SECURITY

Protecting your business with proactive security services and robust features

Protect from unauthorised user

Multiple options of setting user unauthorisation allow administrator to select a right combination as per given environment.

- Local Authentication
- Authentication by Remote Server
- IC Card Authentication*
- User-specific feature access
- Private Charge Print

* Optional.

Additional layer of unwanted access can be created for specific users. (e.g. guests).

- Secondary Ethernet Kit*

* Optional.

Protect from unauthorised access

Protects device settings at multiple levels by clearly demarking change restrictions for different target audience - End users, IT administrators and Service Engineers.

- Service representative operation restriction
- Account lock to prevent unauthorised access
- Information for changing the default password
- Warnings displayed when using global IP address

Prevents unauthorised program from installing without notice. Robust IT audits are supported with device data logs for easy tracking.

- Software signature verification
- Remote update restrictions
- IP address filtering
- Tampering detection at startup and automatic restoration when tampering is detected
- Prevention of tampering during operation
- Audit log
- Audit log system transfer

Protects Data

Protects against any malicious intent of hacking, tampering with device / system settings.

- Uses TPM* 2.0 chip for encryption key management
- Deletes settings and document information all at once
- Data writing to SSD is encrypted with robust AES-256 encryption

* Trusted Platform Module.

Protects the information by means of strong encryption while transferring it between devices, servers etc.

- Encryption of communication paths by SSL/TLS or IPsec
- Encryption when transferring via SMBv3 and SFTP
- Scan file encryption/signature
- Email encryption and signature by S/MIME
- TLS version limit
- Elliptic curve cryptography
- WPA3

Prevents operation errors

Prevents information leakage due to inadvertent mistakes by administrators and users.

- Scan documents to be delivered to fixed destination
- Re-enter fax recipient
- Annotations
- Watermark

Versatile Options for Post-processing

3 Way output with a new compact finisher

Finisher A3 that can be installed in the main unit.

Combined with the side tray*, paper can be output to up to 3 locations.



In addition to notifying users with a light when paper is output, the finisher features a quiet design for reducing operating noise.

* Optional.

Staple-free Staple

In addition to Single stapling up to 10 sheets*, Dual stapling is also supported.

* 80 gsm or less.



3 Way output with Exit 2 Tray and Side Tray*

Supports output from three locations for Copy, Fax, and Print functions. This way, important received faxes are not missed, and output paper can be quickly retrieved.

* Optional.



Note: Exit 2 Tray cannot be installed with various finishers.

		Finisher-A3	Finisher-B5	Finisher-C5	Finisher-C5 with Booklet Maker	Finisher-C5 with Booklet Maker 2/4 Hole Punch
Stapling capacity	Staple	50 sheets*1				
	Staple-free Staple	—	10 sheets*2			
Punch	For binders	—	2/4 hole*3	—	—	2/4 holes
Saddle Stapling	For catalogs and booklets	—	○*4	—	○	○
Single Fold	For catalogs and booklets	—	○*4	—	○	○

*1: A4 size. Finisher-A3 is up to 30 sheets for B4 or larger.
*2: 80 gsm or less.
*3: Finisher-B5 requires the 2/4 Hole Punch Module.
*4: Booklet Maker Unit is required. Saddle Staple and Single Fold on Finisher-B5 make creases without folding.

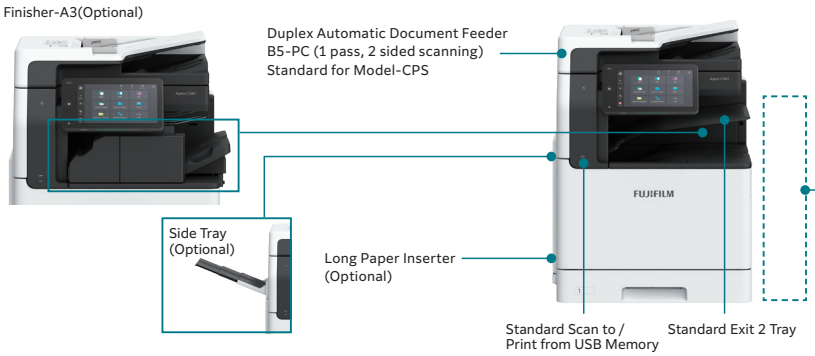

Finishers (Optional)



1. Finisher-B5
- Staple-free Staple
- Single Staple, Dual Staple

+

2. Punch Module
- 2-hole / 4-hole punch

+

3. Booklet Maker Unit
- Saddle Staple

4. Finisher-C5
- Staple-free Staple
- Single Staple, Dual Staple

5. Finisher-C5 with Booklet Maker
- Staple-free Staple
- Single Staple, Dual Staple, Saddle Staple

+

6. Finisher-C5 with Booklet Maker 2/4 Hole Punch
- Staple-free Staple
- Single Staple, Dual Staple, Saddle Staple
- 2-hole / 4-hole punch

Note: Optional 3 Tray Module or 1 Tray Module with Cabinet and installation kit are required.

Tray Module / Feeder (Optional)



FUJIFILM

FUJIFILM Business Innovation Corp.
Headquarters
9-7-3, Akasaka Minato-ku, Tokyo 107-0052
TEL: +81-3-6271-5111

fujifilm.com/fbglobal

FUJIFILM Business Innovation aims to address environmental issues through climate change mitigation and resource circulation efforts.
The available model varies depending on the country/region. Please ask the sales representatives for details.
The product specifications, appearance and other details in this brochure are subject to change without notice for improvements.

Reproduction Prohibitions Please note that reproduction of the following is prohibited by law : •Domestic and foreign currencies, government-issued securities, and national bonds and local bond certificates. •Unused postage stamps, post cards, etc. •Certificate stamps stipulated by law. •Reproducing works forming the subject matter of copyright (literary works, musical works, paintings, engravings, maps, cinematographic works, drawings, photographic works, etc.) is not permitted unless the reproduction is for the purpose of personal use, family use or other similar uses within a limited circle.

Trademarks •FUJIFILM, FUJIFILM logo and FUJIFILM IWpro are registered trademarks or trademarks of FUJIFILM Corporation. •Apeos, DocuWorks and Working Folder are registered trademarks or trademarks of FUJIFILM Business Innovation Corp.
•Microsoft, Active Directory, Azure, Microsoft Entra, Microsoft Edge, Excel, OneDrive, PowerPoint, SharePoint, Microsoft Teams, Windows, and Windows Server are registered trademarks of US Microsoft Corporation in the U.S. and other countries. •Apple, Mac, macOS, OS X, AirPrint, and AirPrint logo are trademarks of Apple Inc. registered in the U.S. and other countries and regions. •Adobe, Adobe logo, PostScript, and PostScript logo are either registered trademarks or trademarks of Adobe in the United States and/or other countries. •Mopria, the Mopria Logo, and the Mopria Alliance word mark and logo are registered and/or unregistered trademarks and service marks of Mopria Alliance, Inc. in the United States and other countries. •QR Code is a registered trademark of DENSO WAVE INCORPORATED. •All product names and company names mentioned in this brochure are trademarks or registered trademarks of their respective companies.

For Your Safety
Before using the product, read the Instruction Manual carefully for proper use. Use the product with the power source and voltage specified. Be sure to establish ground connection. Otherwise, electronic shock may result in the case of a failure or short circuit.

The information is as of June, 2026. NM-0029 en (2606)