

Meet the

FUJIFILM ADVANCED PRINT TECHNOLOGY CENTRE

Excelsiorlaan 37 | 1930 Zaventem | Belgium
aptc-reception_ffbe@fujifilm.com
+32 2 302 15 00

FUJIFILM
Value from Innovation

01	Who are we and what do we offer	3
02	How to reach us	5
	By train	5
	By plane	6
	By car	6
03	What you need to prepare your trip	7
	Hotel	7
	Taxi	7
	Restaurants	8
04	Some useful practical info	9
	Opening hours	9
	Meeting rooms	9
	Lunch	10
05	Health and safety instructions	11

01

WHO ARE WE AND WHAT DO WE OFFER

- One of the main activities of the Fujifilm Advanced Print Technology Centre is to provide **training and demonstrations** to our customers in the **EMEA region** of the complete range of Fujifilm print solutions.
- The APTC also supports all European Fujifilm and Fujifilm Sericol subsidiaries and distributors in their local digital print solutions business.
- We are based in **Zaventem**, close to Brussels:
 - > 2 minutes away from the highway
 - > 5 minutes away from Brussels airport
 - > 30 minutes away from Brussels Midi South railway station
- In addition to that, and thanks to expertise of the market built up over many years, we also provide **technical and application support** and **training courses** to all Fujifilm subsidiaries, distributors and customers in EMEA.




- Should travel be a difficulty, we provide **remote demonstrations** through video streaming.
- Cameras are set up around each product so we can assure you the best possible view and experience, allowing for interaction between the different parties attending the virtual demo.

- We provide dedicated demonstrations **using your media and files**, or we can make standard demonstrations using our own media and files to show all key features of our products.



- Please get in touch with your local Fujifilm subsidiary or distributor to request your dedicated demonstration and we will be happy to welcome you in the fascinating world of Fujifilm print solutions!



→ A virtual tour of the APTC.
(This video was recorded before the covid pandemic.)

02

HOW TO REACH US?

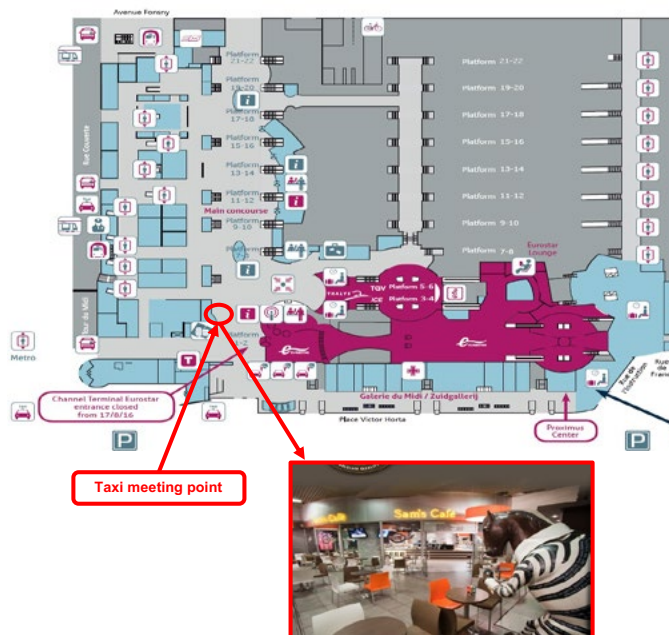
By train

- **Arrival in Brussels Midi South railway station**

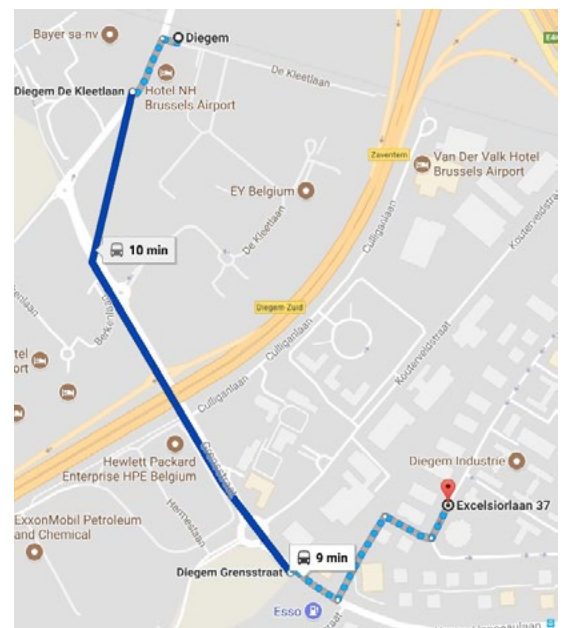
- > Take a local taxi to the APTC
- > Or contact us beforehand to book you a taxi: aptc-reception_ffbe@fujifilm.com.
The driver will wait for you with a name sign in front of Sam's Café (in the central hall of the station, close to the Eurostar and Thalys gates, see map).

- **Arrival in Diegem station**

- > Take an available taxi to the APTC
- > Come on foot (+- 15 minutes) or by bus 621 or 282, see map. It is the same route by bus or walking.



Taxi meeting point Brussels Midi South railway station

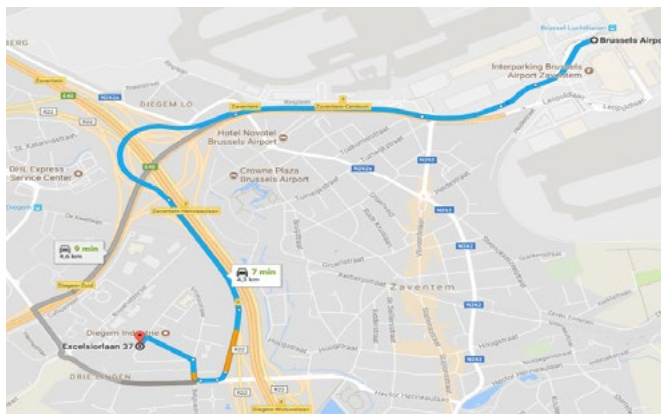


Route from Diegem station to the APTC

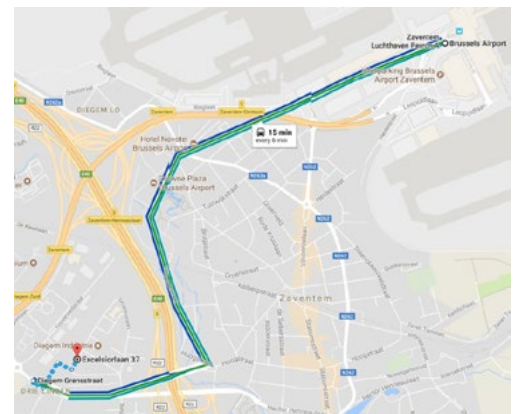
By plane

- **Arrival in Brussels airport**

- > Take an available taxi to the APTC. You can find them in front of the arrival hall, just wait in the queue. The approximate cost is about 15 euro.
- > Or contact Unitax, the taxi company we work with: +32 2 725 25 25.
- > Take the bus: numbers 272, 282 & 471 arrive close to the APTC offices. The bus station is located on level 0 - one floor down from the arrivals hall - and can be easily reached using the escalators or elevators.



Car route from Brussels airport to the APTC



Bus route from Brussels airport to the APTC

By car

- When you come by car, take exit 3 of the Brussels ring (R0):
Zaventem - Hector Henneaulaan
- Address: Fujifilm (APTC), Excelsiorlaan 37, 1930 Zaventem



03

WHAT YOU NEED TO PREPARE YOUR TRIP

Hotel

Feel free to contact one of the hotels we work with. Our Fujifilm rate is uploaded in HRS or on the NEO online booking tool for Fujifilm staff.

	Van der Valk Hotel Brussels Airport	Thon Hotel Brussels Airport	Penta Hotel
Phone	+32 2 277 28 11	+32 2 700 78 78	+ 32 2 725 33 80
Website	www.hotelbrusselsairport.com	www.thonhotels.be/brusselsairport	www.pentahotels.com
Address	Culliganlaan 4b, 1831 Diegem	Berkenlaan 4, 1831 Diegem	Berkenlaan 5, 1831 Diegem
Breakfast	Included	Included	Included
Drinks	Free coffee and tea in the room. Free soft drinks in minibar.	Free coffee and tea in the room	Free bottle of water in the room.
Internet	Free Wi-Fi	Free Wi-Fi	Free Wi-Fi
Free shuttle	Airport ⇄ Hotel & Hotel ⇄ Fujifilm	Airport ⇄ Hotel	Airport ⇄ Hotel
Facilities	Fitness & Free parking	/	Free Fitness / Parking 11€
Rates	172€ - excl. city tax: 5,5€	115€ - excl. city tax: 5,5€	135€ - excl. city tax: 5,5€
Cancellation	Until 4 pm free of charge	Until 4 pm free of charge	Until 6 pm free of charge

Taxi

Fujifilm Zaventem works with UNITAX, for ordering taxi rides.

You can contact them on +32 2 725 25 25, customer number 2324.

If you call, mention the customer number to benefit from the Fujifilm rate.

Restaurants

There are a lot of nice restaurants in Zaventem close to Fujifilm. But don't hesitate to ask for some recommendations at our reception.

- Restaurant 't Cuyperke, Hector Henneaulaan 13, 1930 Zaventem
Tel: +32 2 725 96 02
- Brasserie Mariadal, Kouterweg 2, 1930 Zaventem
Tel: +32 720 59 30
- Restaurant Serenata, Heldenplein 10, 1930 Zaventem
Tel: +32 2 725 49 29
- Alfons Burger, Parklaan 15, 1930 Zaventem
Tel: +32 2 828 50 30
- Be Burger, Hector Henneaulaan 164, 1930 Zaventem
Tel: +32 725 30 03
- Brasserie 't Hof Van Hamme, Hector Henneaulaan 64, 1930 Zaventem
Tel: +32 2 725 16 68
- Sawadee Thai Cuisine, Vilvoordelaan 21, 1930 Zaventem
Tel: +32 721 64 60

04

SOME USEFUL PRACTICAL INFO

Opening hours

- Our reception is happy to welcome you from 8.30 am till 5.00 pm and on Friday till 4.00 pm.
- Shipments to our warehouse can be delivered from 8.30 am to 4pm and on Friday until 3pm.

Meeting rooms

- We have meeting rooms at your disposal which can host a different number of people.
- All the meeting rooms are equipped with a TV screen or a projector. HDMI and scart cables are available. Some meeting rooms have an Apple TV connection.

BUILDING 37

Floor 0	Alta	8 p	tv screen , white board, connection via Apple tv, HDMI or scart cable
	Changi	4 p	tv screen , connection via Apple tv, HDM or scart cable
	Heathrow	8 p	tv screen , white board, connection via Apple tv, HDMI or scart cable
	Narita	10 p	projector, white board, connection via Apple tv, HDMI or scart cable
Floor 1	Tempelhof	4 p	tv screen , connection via Apple tv, HDM or scart cable
	Dusseldorf	24 p	projector, white board, HDMI or scart cable > setting can be changed as desired; in U-form or class room style

BUILDING 39

Floor 0	Zaventem	9 p	projector, white board, VGA connection > For training purpose only
	Orly	5 p	projector, white board, VGA connection > For training purpose only
Floor 1	JFK	24 p	projector, 2 x white board, connection via Apple tv, HDMI or scart cable
	Marseille	4 p	meeting room with lounge chair, no Apple tv, no screen, no projector
	Melbourne	6 p	meeting room, no Apple tv, no screen, no projector

Lunch

A sandwich lunch can be provided. We ask you to order at least one day in advance. We work with different suppliers to offer you a variety of dishes. If you have any dietary requirements, please let us know and we will take this into account.

E-mail: aptc-reception_ffbe@fujifilm.com



05

HEALTH AND SAFETY INSTRUCTIONS

- **Access to the facilities** is only allowed when accompanied by a Fujifilm employee.
- A visitor **badge** must be worn at all times and should be returned to the reception upon departure.
- In the event of an **emergency**, all visitors must leave the building immediately via the nearest safe exit and report to the designated assembly point, at the backside of our building 37.
- **Smoking is strictly prohibited** inside the building. There is a smoking area, at the backside of building 37.
- At Fujifilm, we are committed to work safely and environmentally friendly. Therefore, we ask you to **sort your waste** in the kitchen and meeting rooms.
- Contractors, Fujifilm staff, external engineers and customers are required to **watch the safety video** before starting work or meetings.



**WE LOOK FORWARD TO WELCOMING YOU
AT THE FUJIFILM APTC.**

FUJIFILM
Value from Innovation