



A3 Color Multifunction Printer  
Apeos C3060 / C2560 / C2060



# Hello to the future of work

The "Apeos" series offers advanced features with high security level and easy operability to help business diversify with times.



-  Uncompromising usability along with compatibility
-  Quick and simple operability
-  Safeguard important information
-  Initiatives for environmental consideration

Small - Smart - Scalable Solution for your everyday business requirements

## Apeos C3060/C2560/C2060


| Copy/Print   | Scan                                | Printing Resolution      | Control Panel   | Environmental Technology              |
|--|-------------------------------------|--------------------------|-----------------|---------------------------------------|
| C3060 <b>30 ppm</b> *1<br>C2560 <b>25 ppm</b> *1<br>C2060 <b>20 ppm</b> *1 | 2 sided Scanning<br><b>80ppm</b> *2 | <b>1,200 × 2,400 dpi</b> | <b>7 inches</b> | <b>LED printhead<br/>EA-Eco toner</b> |

•Wireless LAN Supported •Mobile Supported  
\*1: A4 LEF. \*2: A4 LEF 200 dpi to Folder.

# Uncompromising usability along with compatibility

## Multipurpose device with small footprint and easy setup

- Compact design with width of 590 x depth of 659 mm
- Select a right configuration of 1, 2 or 4 trays as per your growing requirements



2 tray configuration with its optimal height and adjustable UI makes it easy to operate for all (including people with special needs).

### Shared machines for offices.

Increase to maximum paper capacity of 2,180 sheets\*.

\* 20 lb./75 gsm paper, Standard + 3 Tray Module (optional).



## Exceptional color accuracy and print quality

- High-resolution printing of 1,200 x 2,400 dpi achieved with LED printhead
- Smooth slating line and text reproduction with image enhancement processing
- Digital Correction Technology IReCT\*, reduces color-to-color misregistration



\* Image Registration Control Technology.

## Direct scan to or print from USB for efficient operations

- You can directly print the documents stored on a USB flash drive or scanned data can be directly stored on a USB flash drive without using a PC

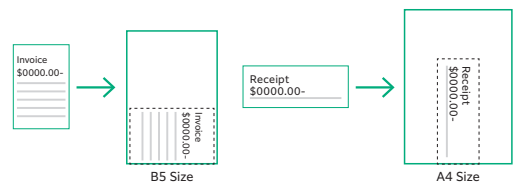


## Quick scanning of high-volume originals

- Up to 80 ppm can be read at high speed in Scan
- Up to 130 sheets can be loaded
- One pass DADF will not damage the original document
- Instantly scan without manual entry of each original size
- Automatically converts custom size originals to standard size



Automatically scans small originals as-is to a standard size



## Quick startup and output for greater efficiency

- Fast Boot Mode prepares the operation panel in 6 seconds\*<sup>1</sup>
- Quick warm up in less than 28 second
- First Copy Output Time in 4.9 seconds\*<sup>2</sup>

\*<sup>1</sup>: Depending on the status of the main unit and configuration of options, it may not operate or take more than 6 seconds.

\*<sup>2</sup>: A4 LEF for Apeos C3060 when in horizontal/Monochrome preferred mode.

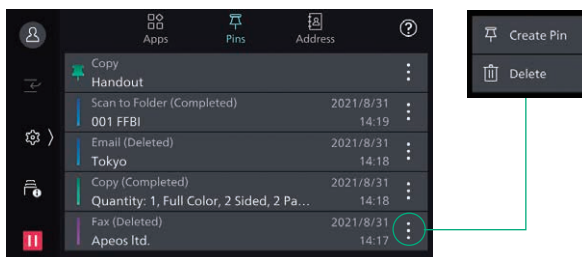


## Quick and simple operability

### Simple layout with easy navigation

Black and gray tone UI gives better contrast for easy recognition.

- Icons are evenly spread for easy recognition
- Consistent operation steps of each function for easy recall
- Home screen personalisation for ease of access to commonly used functions
- Pin regular settings for registering frequent or repeated jobs
- Clear visible light notifications for completed or error jobs
- Subtle sound notification for alert and attention



### Smartphone becomes a “portable operation panel”

Seamless connectivity with mobile devices for Copy, Fax, Print, Scan<sup>\*1</sup> jobs using the Print Utility<sup>\*2</sup> application.

- Mobile device can be used as an alternative UI for operations control to minimize common touch points
- Frequent settings can be saved as “Favourites”
- Directly send fax or email with the addresses stored in the smartphone
- Minimize printer touch points for hygiene reasons

Note: Connect to machine via wireless environment or Wi-Fi direct connection.

\*1: E-mail, Scan to Folder.

\*2: It can be downloaded free of charge from Google Play™ or App Store.



### Flexibility in office layout

Supports wireless LAN environment<sup>\*1</sup>.

- Supports free addressing in the office with Wi-Fi support
- Up to five Wi-Fi Direct multifunction devices can be connected at the same time
- Supports direct mobile printing<sup>\*2</sup>
- Print Utility, AirPrint, and Mopria® Print Service are supported

\*1: Optional.

\*2: When connecting to Wi-Fi Direct.

### Various features saving time and effort in scanning operation

Scanned data can be transferred through a variety of methods including Email, URL, and send to PC (SMB/FTP/SFTP).

- Data can be sent by using multiple features simultaneously
- Improve your digitalisation process with features including automatic orientation of scanned page to upright position, correcting the skewed page, or removing blank pages
- In addition to TIFF and JPEG, the scanned data can be converted to PDF with searchable OCR enabled

# Safeguard important information

Information is an important asset which should be protected at all cost

## Protect from unauthorized user

Multiple options of setting user authorisation allow administrator to select a right combination as per given environment.

- Local Authentication
- Authentication by Remote Server
- IC Card Authentication\*
- User-specific feature access
- Private Charge Print

\* Optional.

Additional layer of unwanted access can be created for specific users. (e.g. guests).

- Secondary Ethernet Kit\*

\* Optional.

## Protects Data

Protects against any malicious intent of hacking, tampering with device / system settings.

- Encryption of stored data
- Uses TPM\* 2.0 chip for encryption key management
- Deletes settings and document information all at once

\* Trusted Platform Module

Protects the information by means of strong encryption while transferring it between devices, servers etc.

- Encryption of communication paths by SSL/TLS or IPsec
- Encryption when transferring via SMBv3 and SFTP
- Scan file encryption/signature
- Email encryption and signature by S/MIME
- TLS version limit
- Elliptic curve cryptography
- WPA3

## Protect from unauthorized access

Protects device settings at multiple levels by clearly demarking change restrictions for different target audience - End users, IT administrators and Service Engineers.

- Service representative operation restriction
- Account lock to prevent unauthorised access
- Information for changing the default password
- Warnings displayed when using global IP address

Prevents unauthorized program from installing without notice. Robust IT audits are supported with device data logs for easy tracking.

- Software signature verification
- Remote update restrictions
- IP address filtering
- Tampering detection at startup and automatic restoration when tampering is detected
- Prevention of tampering during operation
- Audit log
- Audit log system transfer

## Prevents operation errors

Prevents information leakage due to inadvertent mistakes by administrators and users.

- Scan documents to be delivered to fixed destination
- Re-enter fax recipient
- Annotations
- Watermark

### Initiatives for environmental consideration



We are working to develop environmentally conscious products, including technologies that reduce the power consumption of multifunction devices and printers to achieve lower environmental impact. Fujifilm Group introduced the certification program in which we clarify the environmental value of each product by assessments at the time of product development, conduct the evaluation based on our in-house certification criteria and certify the products\* that are excellent in reducing environmental impact as "Green Value Products".

This product was certificated as a "Silver" rank product that reduces environmental impact at a higher level than industries' standard.

\* Products and services excellent in reducing environmental impact are those designed in consideration of environmental impact throughout their life cycle from acquisition of raw materials, production, usage, disposition, to reuse.

### Initiatives for energy conservation

- Achieve both high image quality and energy conservation by equipping the LED printhead that enables space and energy saving design, as well as EA-Eco toner that has low-temperature fusing performance
- Reduce the power consumption with the smart power saving feature that solely powers on the required parts according to the functions being used by customers

### Initiatives for resources conservation

- Functions contributing to paper consumption reduction
  - Private Charge Print, Scan, Paperless Fax, Pages per Side/Multiple-Up, 2-Sided Print etc.

# Apeos C3060 / C2560 / C2060

## Functions & Specifications

### Basic Specifications / Copy Function

| Item  | C3060   | C2560  | C2060   |                            |
|---|---|--|---|----------------------------|
| Type  | Desktop / Console   |  |   |                            |
| Memory Capacity                               | 4 GB (Max: 4 GB)  |  |   |                            |
| Storage Device Capacity <sup>*1</sup>         | 128 GB  |  |   |                            |
| Color Capability                              | Full color  |  |   |                            |
| Scan Resolution                               | 600 x 600 dpi   |  |   |                            |
| Printing Resolution                           | 1,200 x 2,400 dpi   |  |   |                            |
| Warm-up Time <sup>*2</sup>                    | [Embedded Plug-ins / Custom Services] <sup>*3</sup><br>When enabled: 28 seconds or less (23 degrees Celsius room temperature)<br>When disabled: 22 seconds or less (23 degrees Celsius room temperature)  |  |   |                            |
| Recovery Time (Recovery Time from Sleep Mode) | 15 seconds or less (23 degrees Celsius room temperature)  | 12 seconds or less (23 degrees Celsius room temperature)   |   |                            |
| Original Size                                 | Maximum of A3, 11 x 17", 297 x 432 mm for both Sheet and Book   |  |   |                            |
| Paper Size                                    | Max   | A3, 11 x 17"   |   |                            |
|   | Min   | A5 [Postcard (100 x 148 mm), when using Bypass Tray]   |   |                            |
|   | Image loss width  | Lead edge 4.0 mm, Trail edge 2.0 mm, Right/Left edge 2.0 mm  |   |                            |
| Paper Weight <sup>*4</sup>                    | Paper Tray  | 60 to 256 gsm / 16 lb. bond to 142 lb. index   |   |                            |
|   | Bypass Tray   | 60 to 216 gsm / 16 lb. bond to 57 lb. bond   |   |                            |
| First Copy Output Time                        | B/W (A4 LEF / Letter LEF Monochrome priority mode)  | 4.9 sec.   | 5.9 sec. (A4 LEF / Letter LEF Monochrome priority mode) |                            |
|   | Color (A4 LEF / Letter LEF Color priority mode)   | 6.7 sec.   | 8.1 sec. (A4 LEF / Letter LEF Color priority mode)      |                            |
| Continuous Copy Speed <sup>*5</sup>           | A4 LEF / JIS B5 LEF Letter LEF  | B/W: 30 ppm, Color: 30 ppm   | B/W: 25 ppm, Color: 25 ppm                              | B/W: 20 ppm, Color: 20 ppm |
|   | A4  | B/W: 23 ppm, Color: 23 ppm   | B/W: 19 ppm, Color: 19 ppm                              | B/W: 16 ppm, Color: 16 ppm |
|   | JIS B5  | B/W: 17 ppm, Color: 17 ppm   | B/W: 14 ppm, Color: 14 ppm                              | B/W: 11 ppm, Color: 11 ppm |
|   | JIS B4 / Legal  | B/W: 20 ppm, Color: 20 ppm   | B/W: 16 ppm, Color: 16 ppm                              | B/W: 13 ppm, Color: 13 ppm |
|   | A3  | B/W: 17 ppm, Color: 17 ppm   | B/W: 14 ppm, Color: 14 ppm                              | B/W: 11 ppm, Color: 11 ppm |
| Paper Tray Capacity <sup>*6</sup>             | Standard  | 520 sheets x 1-tray + Bypass Tray 100 sheets   |   |                            |
|   | Optional  | 1 Tray Module: 520 sheets x 1-tray<br>3 Tray Module: 520 sheets x 3-tray<br>Tandem Tray Module: 520 sheets x 1 tray + 870 sheets x 1 tray + 1,180 sheets x 1 Tray<br>High Capacity Feeder B1: 2,000 sheets |   |                            |
|   | Max   | 2,180 sheets [Standard + 3 Tray Module]<br>3,190 sheets [Standard + Tandem Tray Module]<br>5,190 sheets [Standard + Tandem Tray Module + High Capacity Feeder B1]  |   |                            |
| Output Tray Capacity <sup>*7</sup>            | Upper Center: 250 sheets (A4 LEF), Lower Center: 250 sheets (A4 LEF)  |  |   |                            |
| Power Supply                                  | AC 110 to 127 V ±10%, 12 A, 50/60 ±3% Hz common   |  |   |                            |
| Maximum Power Consumption                     | 1.45 kW or less (AC110 V ±10%)<br>1.67 kW or less (AC127 V ±10%)<br>Sleep Mode: 0.3 W or less<br>Ready Mode: 101W or less (AC 110 to 127 V model)   |  |   |                            |
| Dimensions                                    | W 590 x D 659 x H 768 mm / W 23.3 x D 26.0 x H 30.3"<br>W 590 x D 659 x H 881 mm / W 23.3 x D 26.0 x H 34.7" (When optional 1 Tray Module is installed.)<br>W 590 x D 659 x H 1118 mm / W 23.3 x D 26.0 x H 44.1" (When optional 1 Tray Module with Cabinet or 3 Tray Module is installed.)<br>W 590 x D 659 x H 1118 mm / W 23.3 x D 26.0 x H 44.1" (When optional Tandem Tray Module is installed.) |  |   |                            |
| Weight <sup>*8</sup>                          | 70 kg / 155lb.<br>81 kg / 179lb. (When optional 1 Tray Module is installed.)<br>93 kg / 205lb. (When optional 1 Tray Module with Cabinet is installed.)<br>96 kg / 212lb. (When optional 3 Tray Module is installed.)<br>100 kg / 221lb. (When optional Tandem Tray Module is installed.)   |  |   |                            |

\*1: The Storage Device Capacity is not totally available for customers.

\*2: It may change depending on usage conditions.

\*3: Embedded Plug-ins / Custom Services are enabled as factory default. You can change the settings if needed.

\*4: It is recommended to use our recommended paper. Correct print output may not be possible depending on the requirement.

\*5: The speed may be reduced due to the image quality adjustment.

\*6: 20 lb. / 75 gsm paper.

\*7: 70 gsm paper.

\*8: Including Toner Cartridge.

### Print Function

| Item                                     | Description                                      |  |  |
|--|--|--|--|
| Type                                     | Built-in type                                    |  |  |
| Continuous Print Speed <sup>*1</sup>     | Same as the Basic Specifications / Copy Function |  |  |
| Printing Resolution                      | Standard   | [PCL Driver]<br>Standard: 1,200 x 2,400 dpi, High Quality: 1,200 x 2,400 dpi, High Resolution <sup>*2</sup> : 1,200 x 1,200 dpi  |  |
|  | Optional   | [Adobe® PostScript® 3™ Driver]<br>High Speed (Standard): 600 x 600 dpi, High Quality: 1,200 x 2,400 dpi, High Resolution <sup>*2</sup> : 1,200 x 1,200 dpi   |  |
| Page Description Language                | Standard   | PCL5 / PCL6  |  |
|  | Optional   | Adobe® PostScript® 3™  |  |
| Supported Operating System <sup>*3</sup> | Standard   | [PCL Driver]<br>Windows 11 (64 bit), Windows 10 (32 bit / 64 bit), Windows Server 2022 (64 bit), Windows Server 2019 (64 bit), Windows Server 2016 (64 bit)<br>[Mac OS X Driver]<br>macOS 15 / 14 / 13 / 12 / 11 |  |
|  | Optional   | [Adobe® PostScript® 3™ Driver]<br>Windows 11 (64 bit), Windows 10 (32 bit / 64 bit), Windows Server 2022 (64 bit), Windows Server 2019 (64 bit), Windows Server 2016 (64 bit)<br>macOS 15 / 14 / 13 / 12 / 11    |  |
| Interface                                | Standard   | Ethernet 1000BASE-T / 100BASE-TX / 10BASE-T, USB3.0  |  |
|  | Optional   | Wireless LAN (IEEE 802.11a / b / g / n / ac)   |  |

\*1: The speed may be reduced due to the image quality adjustment. The printing speed may be reduced depending on the document.

\*2: High Resolution mode is recommended for printing fine lines or cadastral maps.

\*3: Please refer to our official website for the latest supported OS.

### Scan Function

| Item            | Description   |  |  |
|-----------------|---|--|--|
| Type            | Color Scanner   |  |  |
| Scan Resolution | 600 x 600 dpi, 400 x 400 dpi, 300 x 300 dpi, 200 x 200 dpi      |  |  |
| Scan Speed      | Same as the Scan Speed for the Duplex Automatic Document Feeder |  |  |
| Interface       | Standard  | Ethernet 1000BASE-T / 100BASE-TX / 10BASE-T  |  |
|                 | Optional  | Wireless LAN (IEEE 802.11a / b / g / n / ac) |  |

### Fax Function (Optional)

| Item                 | Description   |  |  |
|----------------------|---|--|--|
| Original Size        | Max: A3, 11 x 17", Long document (Longest 600 mm / 23.7") |  |  |
| Recording Paper Size | Max: A3, 11 x 17"; Min: A5                                |  |  |
| Transmission Time    | 2 seconds and more but fewer than 3 seconds <sup>*1</sup> |  |  |
| Transmission Mode    | ITU-T G3  |  |  |
| Applicable Lines     | Telephone subscriber line, PBX, Fax communication (PSTN)  |  |  |

\*1: When A4 size document with approximately 700 characters is transmitted in standard image-quality (8 x 3.85 lines/mm) and in high-speed mode (28.8 kbps or faster, JBIG). Only indicates the time for transmitting the image information and does not include the communication control time. The total communication time will vary depending on the contents of the document, the type of machine receiving the fax, and line condition.

### Duplex Automatic Document Feeder [1 pass, 2 sided scanning]

| Item                         | C3060  | C2560   | C2060                      |                            |
|------------------------------|--|---|----------------------------|----------------------------|
| Original Size / Paper Weight | Max: A3, 11 x 17"; Min: A6 <sup>*1</sup><br>38 to 128 gsm / 11 lb. bond to 34 lb. bond (In Duplex: 50 to 128 gsm / 14 lb. bond to 34 lb. bond) <sup>*2</sup> |   |                            |                            |
| Capacity <sup>*3</sup>       | 130 sheets   |   |                            |                            |
| Scan Speed <sup>*4</sup>     | Copy (A4 LEF, Simplex)   | B/W: 30 ppm, Color: 30 ppm  | B/W: 25 ppm, Color: 25 ppm | B/W: 20 ppm, Color: 20 ppm |
|                              | Scan   | B/W: 80 ppm, Color: 80 ppm<br>(1 pass, 2 sided scanning: B/W 80 ppm, Color 80 ppm)<br>[Standard Document (A4 LEF / Letter LEF), 200 dpi, to Folder] |                            |                            |

\*1: The minimum custom size is 49 x 85 mm / 2.0 x 3.4".

\*2: Custom sizes from 49 x 85 mm to 55 x 91 mm are available from 38 to 209 gsm.

\*3: 70 gsm paper.

\*4: The scanning speed varies depending on the documents.

## Finisher-A2 (Optional)

| Item                              | Description   |  |
|-----------------------------------|---|--|
| Type                              | Sort (Offset available) / Stack (Offset available)  |  |
| Paper Size                        | Max: A3, 11 x 17"; Min: Postcard (100 x 148 mm)   |  |
| Paper Weight                      | 60 to 256 gsm / 16 lb. bond to 142 lb. index  |  |
| Paper Capacity <sup>*1</sup>      | [Without Stapling] A4: 500 sheets; JIS B4: 250 sheets; A3 or larger: 200 sheets; Mixed Size Stacking <sup>*2</sup> : 250 sheets [With Stapling] 30 sets |  |
| Staple                            | Capacity  | A4: 50 sheets (90 gsm or less), JIS B4 or larger: 30 sheets (90 gsm or less) |
|                                   | Paper Size  | Max: A3, 11 x 17"; Min: JIS B5 LEF   |
|                                   | Paper Weight  | 60 to 256 gsm / 16 lb. bond to 142 lb. index                                 |
|                                   | Position  | Single stapling, Dual stapling   |
| Dimensions <sup>*3</sup> / Weight | W 658 x D 461 x H 238 mm / W 25.9 x D 18.2 x H 9.4" 11 kg / 25lb.   |  |

\*1: 70 gsm paper.

\*2: When larger size sheets are stacked on top of smaller size sheets.

\*3: Width 478 mm when the paper support is stored.

## Finisher-B4 (Optional)

| Item                            | Finisher-B4  |   |
|---------------------------------|--|---|
| Type                            | Sort (Offset available <sup>*1,2</sup> ) / Stack (Offset available <sup>*1,2</sup> )   |   |
| Paper Size <sup>*3</sup>        | Max: A3, 11 x 17"; Min: A5   |   |
| Paper Weight                    | 60 to 256 gsm / 16 lb. bond to 142 lb. index   |   |
| Paper Capacity <sup>*4</sup>    | [Without Stapling] A4: 2,000 sheets, JIS B4 or larger: 1,000 sheets, Mixed Size Stacking <sup>*5</sup> : 300 sheets [With Stapling] A4: 100 sets or 1,000 sheets <sup>*6</sup> , JIS B4 or larger: 75 sets or 750 sheets [With Booklet Finishing <sup>*7</sup> ] 50 sets or 600 sheets [With Fold <sup>*7</sup> ] 500 sheets |   |
| Staple                          | Capacity   | 50 sheets (90 gsm or less)  |
|                                 | Paper Size <sup>*8</sup>   | Max: A3, 11 x 17"; Min: A5 LEF  |
|                                 | Paper Weight   | 60 to 256 gsm / 16 lb. bond to 142 lb. index  |
|                                 | Position   | Single stapling, Dual stapling  |
| Punch <sup>*9</sup>             | Number of Holes  | 2-hole / 3-hole punch   |
|                                 | Paper Size <sup>*10</sup>  | Max: A3, 11x17"; Min: A5 LEF  |
|                                 | Paper Weight   | 60 to 220 gsm / 16 lb. bond to 122 lb. index  |
| Booklet Finishing <sup>*7</sup> | Capacity   | Saddle Staple: 15 sheets; Single Fold: 5 sheets   |
|                                 | Paper Weight   | Saddle Staple: 60 to 80 gsm / 16 lb. bond to 21 lb. bond <sup>*11</sup> , Single Fold: 60 to 105 gsm / 16 lb. bond to 28 lb. bond |
| Dimensions <sup>*12</sup>       | W 607 x D 653 x H 1041 mm / W 23.9 x D 25.7 x H 41.0" With Booklet Finisher: W 607 x D 673 x H 1079 mm / W 23.9 x D 26.5 x H 42.5"   |   |
| Weight                          | 26 kg / 58lb. With Punch Kit: + 2 kg / 5lb. With Booklet Maker Unit: +10kg / 22lb.   |   |

Note: Finisher-B4 is available only when optional 1 Tray Module with Cabinet or 3 Tray Module or Tandem Tray Module is attached to Main Unit.

\*1 : The offset feature is set to disabled by factory default. The setting can be changed as necessary.

\*2 : Outputs less than 210 mm width are delivered without offset stacking.

\*3 : Paper in the sizes larger than A3 or 11 x 17" or smaller than A5 are delivered to the Centre Tray.

\*4 : 70 gsm paper.

\*5 : When larger size sheets are stacked on top of smaller size sheets.

\*6 : 75 sets or 750 sheets with dual stapling.

\*7 : The Booklet Finishing function requires the optional Booklet Maker Unit for Finisher-B. Make a crease allows you to fold easily. After a job with the Booklet Finishing function specified has been output, the next job may not be delivered until the sheets are removed from the output tray. Also, if larger size sheets are stacked on top of smaller size sheets after a job with the Booklet Finishing function specified has been run, the next job may not be delivered until the sheets are removed from the output tray.

\*8 : Available staple positions vary depending on the paper size.

\*9 : The Punch function requires the optional 2/4 Hole Punch Kit for Finisher-B.

\*10: Available number of punch holes varies depending on the paper size.

\*11: Covers can be up to 220 gsm (Extra Heavyweight).

\*12: Inner connector within the body is excluded.

## High Capacity Feeder B1 (Optional)

| Item                               | Description  |
|------------------------------------|--|
| Paper Size                         | A4 LEF, Letter LEF, JIS B5 LEF                       |
| Paper Weight                       | 55 to 216 gsm / 15 lb. bond to 57 lb. bond           |
| Feeding Capacity / Number of Tray* | 2,000 sheets x 1-tray                                |
| Dimensions                         | W 389 x D 610 x H 377 mm / W 15.4 x D 24.1 x H 14.9" |
| Weight                             | 29 kg / 64 lb.                                       |

\*: 80 gsm paper.

### Notes

- 1) If the storage media (such as hard disk drives) of the base unit fail, loss of received data, accumulated data, registered setting data, etc. may occur. In no event shall "the company" be liable for any damages whatsoever arising from loss of data.
- 2) Functional spare parts will be available for at least 7 years after the product is no longer manufactured.

# Hardware configuration

## Various combinations



**Standard Configuration  
1 Tray**

**Standard Tray**  
• 520 sheets capacity tray x 1-tray



**With 1 Tray Module**

**1 Tray Module**  
• 520 sheets capacity tray x 2-tray



**With 1 Tray Module  
with Cabinet**

**1 Tray Module with Cabinet**  
• 520 sheets capacity tray x 2-tray  
• Cabinet



**With 3 Tray Module**

**3 Tray Module**  
• 520 sheets capacity tray x 4-tray



**With Tandem Tray Module**

**Tandem Tray Module**  
• 520 sheets capacity tray x 2-tray  
• 870 sheets capacity tray x 1-tray  
• 1,180 sheets capacity tray x 1-tray

## Standard value

**1. Duplex Automatic Document Feeder**  
• 130 sheets capacity  
• Scan Speed:  
(1 sided scanning) B/W: 80ppm, Color: 80ppm  
(2 sided scanning) B/W: 80ppm, Color: 80ppm



**2 ways output tray**  
Allows to separate the print output each copy, fax and print job

**2. Exit 2 Tray**

## Optional

**4. Finisher A2**  
• Single stapling, Dual stapling



**3. High Capacity Feeder B1**  
Increase paper capacity for high-volume output  
• 2,000 sheets capacity tray x 1-tray



**5. Finisher B4**  
• Single stapling, Dual stapling



**6. Punch Unit**  
• 2-hole / 3-hole punch



**7. Booklet Maker**  
• Saddle Staple



**FUJIFILM**  
Value from Innovation

The available model varies depending on the country/region. Please ask the sales representatives for details.

The product specifications, appearance and other details in this brochure are subject to change without notice for improvements.

**Reproduction Prohibitions** Please note that reproduction of the following is prohibited by law : •Domestic and foreign currencies, government-issued securities, and national bonds and local bond certificates. •Unused postage stamps, post cards, etc. •Certificate stamps stipulated by law. •Reproducing works forming the subject matter of copyright (literary works, musical works, paintings, engravings, maps, cinematographic works, drawings, photographic works, etc.) is not permitted unless the reproduction is for the purpose of personal use, family use or other similar uses within a limited circle.

**Trademarks** •FUJIFILM and FUJIFILM logo are registered trademarks or trademarks of FUJIFILM Corporation. •Apeos, DocuWorks, Working Folder, Cloud Service Hub, Cloud On-Demand Print are registered trademarks or trademarks of FUJIFILM Business Innovation Corp. •Adobe, Adobe logo, PostScript and PostScript logo are either registered trademarks or trademarks of Adobe in the United States and/or other countries. •Apple, Mac, macOS, OS X and AirPrint are trademarks of Apple Inc. registered in the U.S. and other countries and regions. •Mopria, the Mopria Logo, and the Mopria Alliance word mark and logo are registered and/or unregistered trademarks and service marks of Mopria Alliance, Inc. in the United States and other countries. •All product names and company names mentioned in this brochure are trademarks or registered trademarks of their respective companies.



**For Your Safety**

Before using the product, read the Instruction Manual carefully for proper use. Use the product with the power source and voltage specified. Be sure to establish ground connection. Otherwise, electronic shock may result in the case of a failure or short circuit.

