



A3 Monochrome Multifunction Printer

Apeos 3560 / 3060 / 2560



# Hello to the future of work

The "Apeos" series offers advanced features with high security level and easy operability to help business diversify with times.





Uncompromising usability along with compatibility



Quick and simple operability



Safeguard important information



Initiatives for environmental consideration

Small - Smart - Scalable Solution for your everyday business requirements

## Apeos 3560/3060/2560


Copy/Print	Scan	Printing Resolution	Control Panel	Environmental Technology
3560 <b>35 ppm</b> *1 3060 <b>30 ppm</b> *1 2560 <b>25 ppm</b> *1	2 sided Scanning <b>80ppm</b> *2	<b>1,200 × 1,200 dpi</b>	<b>7 inches</b>	<b>LED printhead EA-Eco LGK toner</b>

•Wireless LAN Supported •Mobile Supported  
\*1: A4 LEF. \*2: A4 LEF 200 dpi to Folder.

# Uncompromising usability along with compatibility

## Multipurpose device with small footprint and easy setup

- Compact design with width of 590 x depth of 659 mm
- Select a right configuration of 1, 2 or 4 trays as per your growing requirements



2 tray configuration with its optimal height and adjustable UI makes it easy to operate for all (including people with special needs).

### Shared machines for offices.

Increase to maximum paper capacity of 2,180 sheets\*.

\* 20 lb./75 gsm paper, Standard + 3 Tray Module (optional).

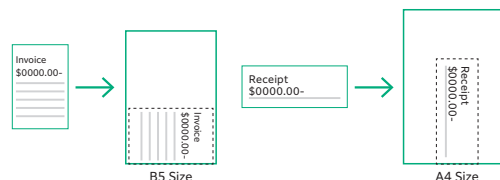


## Quick scanning of high-volume originals

- Up to 80 ppm can be read at high speed in Scan
- Up to 130 sheets can be loaded
- One pass DADF will not damage the original document
- Instantly scan without manual entry of each original size
- Automatically converts custom size originals to standard size



Automatically scans small originals as-is to a standard size



## Uncompromising Image quality

- High-resolution printing of 1,200 x 1,200 dpi achieved with LED printhead
- Image Enhancement processing reproduces diagonal lines and the outlines of characters, which can become jagged when printed, more smoothly
- Achieved print that is eye-friendly and easy to scan by taking advantage of the low temperature fusing properties of EA-Eco LGK toner with lower glossiness

## Quick startup and output for greater efficiency

- Fast Boot Mode prepares the operation panel in 6 seconds\*<sup>1</sup>
- Quick warm up in less than 28 second
- First Copy Output Time in 4.5 seconds\*<sup>2</sup>

\*<sup>1</sup>: Depending on the status of the main unit and configuration of options, it may not operate or take more than 6 seconds.

\*<sup>2</sup>: A4 LEF for Apeos 3560 when in horizontal/Monochrome preferred mode.

## Direct scan to or print from USB for efficient operations

- You can directly print the documents stored on a USB flash drive or scanned data can be directly stored on a USB flash drive without using a PC





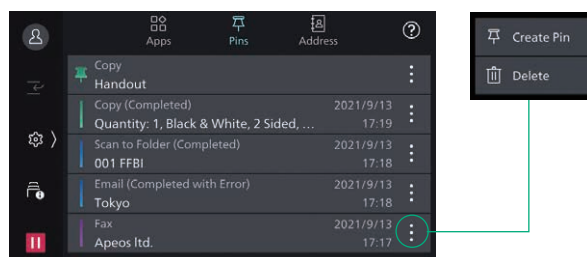


## Quick and simple operability

### Simple layout with easy navigation

Black and gray tone UI gives better contrast for easy recognition.

- Icons are evenly spread for easy recognition
- Consistent operation steps of each function for easy recall
- Home screen personalisation for ease of access to commonly used functions
- Pin regular settings for registering frequent or repeated jobs
- Clear visible light notifications for completed or error jobs
- Subtle sound notification for alert and attention



### Smartphone becomes a “portable operation panel”

Seamless connectivity with mobile devices for Copy, Fax, Print, Scan\*1 jobs using the Print Utility\*2 application.

- Mobile device can be used as an alternative UI for operations control to minimize common touch points
- Frequent settings can be saved as “Favourites”
- Directly send fax or email with the addresses stored in the smartphone
- Minimize printer touch points for hygiene reasons

Note: Connect to machine via wireless environment or Wi-Fi direct connection.

\*1: E-mail, Scan to Folder.

\*2: It can be downloaded free of charge from Google Play™ or App Store.



### Flexibility in office layout

Supports wireless LAN environment\*1.

- Supports free addressing in the office with Wi-Fi support
- Up to five Wi-Fi Direct multifunction devices can be connected at the same time
- Supports direct mobile printing\*2
- Print Utility, AirPrint, and Mopria® Print Service are supported

\*1: Optional.

\*2: When connecting to Wi-Fi Direct.

### Various features saving time and effort in scanning operation

Scanned data can be transferred through a variety of methods including Email, URL, and send to PC (SMB/FTP/SFTP).

- Data can be sent by using multiple features simultaneously
- Improve your digitalisation process with features including automatic orientation of scanned page to upright position, correcting the skewed page, or removing blank pages
- In addition to TIFF and JPEG, the scanned data can be converted to PDF with searchable OCR enabled

# Safeguard important information

Information is an important asset which should be protected at all cost

## Protect from unauthorized user

Multiple options of setting user authorisation allow administrator to select a right combination as per given environment.

- Local Authentication
- Authentication by Remote Server
- IC Card Authentication\*
- User-specific feature access
- Private Charge Print

\* Optional.

Additional layer of unwanted access can be created for specific users. (e.g. guests).

- Secondary Ethernet Kit\*

\* Optional.

## Protects Data

Protects against any malicious intent of hacking, tampering with device / system settings.

- Encryption of stored data
- Uses TPM\* 2.0 chip for encryption key management
- Deletes settings and document information all at once

\* Trusted Platform Module

Protects the information by means of strong encryption while transferring it between devices, servers etc.

- Encryption of communication paths by SSL/TLS or IPsec
- Encryption when transferring via SMBv3 and SFTP
- Scan file encryption/signature
- Email encryption and signature by S/MIME
- TLS version limit
- Elliptic curve cryptography
- WPA3

## Protect from unauthorized access

Protects device settings at multiple levels by clearly demarking change restrictions for different target audience - End users, IT administrators and Service Engineers.

- Service representative operation restriction
- Account lock to prevent unauthorised access
- Information for changing the default password
- Warnings displayed when using global IP address

Prevents unauthorized program from installing without notice. Robust IT audits are supported with device data logs for easy tracking.

- Software signature verification
- Remote update restrictions
- IP address filtering
- Tampering detection at startup and automatic restoration when tampering is detected
- Prevention of tampering during operation
- Audit log
- Audit log system transfer

## Prevents operation errors

Prevents information leakage due to inadvertent mistakes by administrators and users.

- Scan documents to be delivered to fixed destination
- Re-enter fax recipient
- Annotations
- Watermark

## Initiatives for environmental consideration



We are working to develop environmentally conscious products, including technologies that reduce the power consumption of multifunction devices and printers to achieve lower environmental impact. Fujifilm Group introduced the certification program in which we clarify the environmental value of each product by assessments at the time of product development, conduct the evaluation based on our in-house certification criteria and certify the products\* that are excellent in reducing environmental impact as "Green Value Products".

This product was certificated as a "Silver" rank product that reduces environmental impact at a higher level than industries' standard.

\* Products and services excellent in reducing environmental impact are those designed in consideration of environmental impact throughout their life cycle from acquisition of raw materials, production, usage, disposition, to reuse.

### Initiatives for energy conservation

- Achieve both high image quality and energy conservation by equipping the LED printhead that enables space and energy saving design, as well as EA-Eco LGK toner that has low-temperature fusing performance
- Reduce the power consumption with the smart power saving feature that solely powers on the required parts according to the functions being used by customers

### Initiatives for resources conservation

- Functions contributing to paper consumption reduction
  - Private Charge Print, Scan, Paperless Fax, Pages per Side/Multiple-Up, 2-Sided Print etc.

# Apeos 3560 / 3060 / 2560

## Functions & Specifications

### Basic Specifications / Copy Function

Item		3560	3060	2560
Type		Desktop / Console		
Memory capacity		4 GB (Max: 4 GB)		
Storage Device Capacity*1		128 GB		
Scan Resolution		600 x 600 dpi		
Printing Resolution		1,200 × 1,200 dpi		
Warm-up Time*2		[Embedded Plug-ins / Custom Services] *3 When enabled: 28 seconds or less (23 degrees Celsius room temperature). When disabled: 22 seconds or less (23 degrees Celsius room temperature)		
Recovery Time (Recovery Time from Sleep Mode)		15 seconds or less (23 degrees Celsius room temperature)		
Original Size		Maximum of A3, 11 x 17", 297 x 432 mm for both Sheet and Book		
Paper Size	Max	A3, 11 x 17"		
	Min	A5 [Postcard (100 x 148 mm), when using Bypass Tray]		
	Image loss width	Lead edge 4.0 mm, Trail edge 2.0 mm, Right/Left edge 2.0 mm		
Paper Weight*4	Paper Tray	60 to 256 gsm / 16 lb. bond to 142 lb. index		
	Bypass Tray	60 to 216 gsm / 16 lb. bond to 57 lb. bond		
First Copy Output Time		4.5 sec. (A4 LEF)		
Continuous Copy Speed*5	A4 LEF / JIS B5 LEF / Letter LEF	35 ppm	30 ppm	25 ppm
	A4	26 ppm	23 ppm	19 ppm
	JIS B5	13 ppm	13 ppm	11 ppm
	JIS B4 / Legal	22 ppm	20 ppm	16 ppm
	A3	19 ppm	17 ppm	14 ppm
Paper Tray Capacity*6	Standard	520 sheets x 1-tray + Bypass Tray 100 sheets		
	Optional	1 Tray Module: 520 sheets x 1-tray 1 Tray Module with Cabinet: 520 sheets x 1-tray 3 Tray Module: 520 sheets x 3-tray Tandem Tray Module: 520 sheets x 1-tray + 870 sheets x 1-Tray + 1,180 sheets x 1-Tray High Capacity Feeder B1: 2,000 sheets x 1 Tray		
	Max	2,180 sheets [Standard + 3 Tray Module] 3,190 sheets [Standard + Tandem Tray Module] 5,190 sheets [Standard + Tandem Tray Module + High Capacity Feeder B1]		
Output Tray Capacity*7		Upper Center: 250 sheets (A4 LEF), Lower Center: 250 sheets (A4 LEF)		
Power Supply		AC 110 to 127 V ±10%, 12 A, 50/60 ±3% Hz common		
Maximum Power Consumption		1.45 kW or less (AC110 V ±10%) 1.67 kW or less (AC127 V ±10%) Sleep Mode: 0.3 W or less, Ready Mode: 96 W or less (AC110 to 127 V model)		
Dimensions		W 590 x D 659 x H 768 mm / W 23.3 x D 26.0 x H 30.3"		
		W 590 x D 659 x H 881 mm / W 23.3 x D 26.0 x H 34.7" (When optional 1 Tray Module is installed.)		
		W 590 x D 659 x H 1,118 mm / W 23.3 x D 26.0 x H 44.1" (When optional 1 Tray Module with Cabinet or 3 Tray Module is installed.)		
		W 590 x D 659 x H 1,118 mm / W 23.3 x D 26.0 x H 44.1" (When optional Tandem Tray Module is installed.)		
Weight*8		57 kg / 126lb.		
		67 kg / 148lb. (Wwhen optional 1 Tray Module is installed.)		
		79 kg / 175lb. (When optional 1 Tray Module with Cabinet is installed.)		
		82 kg / 181lb. (Wwhen optional 3 Tray Module is installed.)		
		87 kg / 192lb. (When optional Tandem Tray Module is installed.)		

\*1: The Storage Device Capacity is not totally available for customers.

\*2: It may change depending on usage conditions.

\*3: Embedded Plug-ins / Custom Services are enabled as factory default. You can change the settings if needed.

\*4: It is recommended to use our recommended paper. Correct print output may not be possible depending on the requirement.

\*5: The speed may be reduced due to the image quality adjustment.

\*6: 20 lb./75 gsm paper.

\*7: 70 gsm paper.

\*8: Including Toner Cartridge.

### Print Function

Item	Description
Type	Built-in type
Continuous Print Speed*1	Same as the Basic Specifications / Copy Function
Printing Resolution	Standard [PCL Driver] Standard: 600 x 600 dpi, High Resolution: 1,200 x 1,200 dpi
	Optional [Adobe® PostScript® 3™ Driver] Standard: 600 x 600 dpi, High Resolution: 1,200 x 1,200 dpi
Page Description Language	Standard PCL5 / PCL6
	Optional Adobe® PostScript® 3™
Supported Operating System*2	Standard [PCL Driver] Windows 11 (64 bit), Windows 10 (32 bit / 64 bit), Windows Server 2022 (64 bit), Windows Server 2019 (64 bit), Windows Server 2016 (64 bit)
	Optional [Mac OS X Driver] macOS 15 / 14 / 13 / 12 / 11
Interface	Standard [Adobe® PostScript® 3™ Driver] Windows 11 (64 bit), Windows 10 (32 bit / 64 bit), Windows Server 2022 (64 bit), Windows Server 2019 (64 bit), Windows Server 2016 (64 bit) macOS 15 / 14 / 13 / 12 / 11
	Optional Ethernet 1000BASE-T / 100BASE-TX / 10BASE-T, USB3.0
Wireless LAN	Standard IEEE 802.11a / b / g / n / ac
	Optional Wireless LAN (IEEE 802.11a / b / g / n / ac)

\*1: The speed may be reduced due to the image quality adjustment. The printing speed may be reduced depending on the document.

\*2: Please refer to our official website for the latest supported OS.

### Scan Function

Item	Description
Type	Color Scanner
Scan Resolution	600 x 600 dpi, 400 x 400 dpi, 300 x 300 dpi, 200 x 200 dpi
Scan Speed	Same as the Scan Speed for the Duplex Automatic Document Feeder
Interface	Standard Ethernet 1000BASE-T / 100BASE-TX / 10BASE-T
	Optional Wireless LAN (IEEE 802.11a / b / g / n / ac)

### Fax Function (Optional)

Item	Description
Original Size	Max: A3, 11 x 17", Long document (Longest 600 mm / 23.7")
Recording Paper Size	Max: A3, 11 x 17"; Min: A5
Transmission Time	2 seconds and more but fewer than 3 seconds*1
Transmission Mode	ITU-T G3
Applicable Lines	Telephone subscriber line, PBX, Fax communication (PSTN)

\*1: When A4 size document with approximately 700 characters is transmitted in standard image-quality (8 x 3.85 lines/mm) and in high-speed mode (28.8 kbps or faster, JBIG). Only indicates the time for transmitting the image information and does not include the communication control time. The total communication time will vary depending on the contents of the document, the type of machine receiving the fax, and line condition.

### Duplex Automatic Document Feeder [1 pass, 2 sided scanning]

Item	3560	3060	2560
Original Size / Paper Weight	Max: A3, 11 x 17"; Min: A6*1 38 to 128 gsm / 11 lb. bond to 34 lb. bond (In Duplex: 50 to 128 gsm / 14 lb. bond to 34 lb. bond)*2		
Capacity*3	130 sheets		
Scan Speed*4	Copy (A4 LEF, Simplex)	35 ppm	25 ppm
	Scan	B/W: 80 ppm, Color: 80 ppm (1 pass, 2 sided scanning: B/W 80 ppm, Color 80 ppm) [Standard Document (A4 LEF / Letter LEF), 200 dpi, to Folder.]	

\*1: The minimum custom size is 49x85 mm / 2.0 x 3.4".

\*2: Custom sizes from 49 x 85 mm to 55 x 91 mm are available from 38 to 209 gsm.

\*3: 70 gsm paper.

\*4: The scanning speed varies depending on the documents.

## Finisher-A2 (Optional)

Item	Description
Type	Sort (Offset available) / Stack (Offset available)
Paper Size	Max: A3, 11 x 17"; Min: Postcard (100 x 148 mm)
Paper Weight	60 to 256 gsm / 16 lb. bond to 142 lb. index
Paper Capacity*1	[Without Stapling] A4: 500 sheets; JIS B4: 250 sheets; A3 or larger: 200 sheets; Mixed Size Stacking*2: 250 sheets [With Stapling] 30 sets
Staple	Capacity A4: 50 sheets (90 gsm or less), JIS B4 or larger: 30 sheets (90 gsm or less)
	Paper Size Max: A3, 11 x 17"; Min: JIS B5 LEF
	Paper Weight 60 to 256 gsm / 16 lb. bond to 142 lb. index
	Position Single stapling, Dual stapling
Dimensions*3 / Weight	W 658 x D 461 x H 238 mm / W 25.9 x D 18.2 x H 9.4" 11 kg / 25lb

\*1: 70 gsm paper.

\*2: When larger size sheets are stacked on top of smaller size sheets.

\*3: Width 478 mm when the paper support is stored.

## Finisher-B4 (Optional)

Item	Description
Type	Sort (Offset available**1*2) / Stack (Offset available*1*2)
Paper Size*3	Max: A3, 11 x 17"; Min: A5
Paper Weight	60 to 256 gsm / 16 lb. bond to 142 lb. index
Paper Capacity*4	[Without Stapling] A4: 2,000 sheets, JIS B4 or larger: 1,000 sheets, Mixed Size Stacking*5: 300 sheets
	[With Stapling] A4: 100 sets or 1,000 sheets*6, JIS B4 or larger: 75 sets or 750 sheets
	[With Booklet Finishing*7] 50 sets or 600 sheets
	[With Fold*7] 500 sheets
Staple	Capacity 50 sheets (90 gsm or less)
	Paper Size*8 Max: A3, 11 x 17"; Min: A5 LEF
	Paper Weight 60 to 256 gsm / 16 lb. bond to 142 lb. index
	Position Single stapling, Dual stapling
Punch*9	Number of Holes 2-hole / 3-hole punch
	Paper Size*10 Max: A3, 11x17", Min: A5 LEF
	Paper Weight 60 to 220 gsm / 16 lb. bond to 122 lb. index
Booklet Finishing*7	Capacity Saddle Staple: 15 sheets; Single Fold: 5 sheets
	Paper Size Max: A3, 11 x 17"; Min: A4, Letter
	Paper Weight Saddle Staple: 60 to 80 gsm / 16 lb. bond to 21 lb. bond *11 Single Fold: 60 to 105 gsm / 16 lb. bond to 28 lb. bond
Dimensions *12	W 607 x D 653 x H 1,041 mm / W 23.9 x D 25.7 x H 41.0"
	With Booklet Finisher: W 607 x D 673 x H 1,079 mm / W 23.9 x D 26.5 x H 42.5"
Weight	26 kg / 58lb.
	Punch Kit: + 2 kg, / 5lb.
	Booklet Maker Unit: + 10 kg / 22lb.
Space Requirement (When connected to the main unit) *13	W 1,519 x D 659 mm / W 59.8 x D 26.0"
	With Booklet Finisher: W 1,519 x D 673 mm / W 59.8 x D 26.5"

Note: Finisher-B4 is available only when optional 3 Tray Module is attached to Main Unit.

\*1: The offset feature is set to disabled by factory default. The setting can be changed as necessary.

\*2: Outputs less than 210 mm width are delivered without offset stacking.

\*3: Paper in the sizes larger than A3 or 11 x 17" or smaller than A5 are delivered to the Centre Tray.

\*4: 70 gsm paper.

\*5: When larger size sheets are stacked on top of smaller size sheets.

\*6: 75 sets or 750 sheets with dual stapling.

\*7: The Booklet Finishing function requires the optional Booklet Maker Unit for Finisher-B. Make a crease allows you to fold easily. After a job with the Booklet Finishing function specified has been output, the next job may not be delivered until the sheets are removed from the output tray. Also, if larger size sheets are stacked on top of smaller size sheets after a job with the Booklet Finishing function specified has been run, the next job may not be delivered until the sheets are removed from the output tray.

\*8: Available staple positions vary depending on the paper size.

\*9: The Punch function requires the optional 2/4 Hole Punch Kit for Finisher-B or US 2/3 Hole Punch Kit for Finisher-B

\*10: Available number of punch holes varies depending on the paper size.

\*11: Covers can be up to 220 gsm (Extra Heavyweight).

\*12: Inner connector within the body is excluded.

\*13: Main Unit + Finisher-B4; When the paper support is pulled out and the Bypass Tray is fully extended.

## High Capacity Feeder B1 (Optional)

Item	Description
Paper Size	A4 LEF, Letter LEF, JIS B5 LEF
Paper Weight	55 to 216 gsm / 15 lb. bond to 57 lb. bond
Feeding Capacity / Number of Tray*	2,000 sheets x 1-tray
Dimensions	W 389 x D 610 x H 377 mm / W 15.4 x D 24.1 x H 14.9"
Weight	29 kg / 64 lb.

\*: 80 gsm paper.

### Notes

- 1) If the storage media (such as hard disk drives) of the base unit fail, loss of received data, accumulated data, registered setting data, etc. may occur. In no event shall "the company" be liable for any damages whatsoever arising from loss of data.
- 2) Functional spare parts will be available for at least 7 years after the product is no longer manufactured.

# Hardware configuration

## Various combinations



**Standard Configuration 1 Tray**

- Standard Tray
- 520 sheets capacity tray x 1-tray



**With 1 Tray Module**

- With 1 Tray Module
- 520 sheets capacity tray x 2-tray



**With 1 Tray Module with Cabinet**

- With 1 Tray Module with Cabinet
- 520 sheets capacity tray x 2-tray
- Cabinet



**With 3 Tray Module**

- With 3 Tray Module
- 520 sheets capacity tray x 4-tray



**With Tandem Tray Module**

- Tandem Tray Module
- 520 sheets x 2-tray
- 870 sheets x 1-Tray
- 1,180 sheets x 1-Tray1-tray

## Standard value

**1. Duplex Automatic Document Feeder**

- 130 sheets capacity
- Scan Speed:
- (1 sided scanning) B/W: 80ppm, Color: 80ppm
- (2 sided scanning) B/W: 80ppm, Color: 80ppm



1

2

**2 ways output tray**

Allows to separate the print output each copy, fax and print job

**2. Exit 2 Tray**

## Optional

**4. Finisher A2**

- Single stapling, Dual stapling



4

**3. High Capacity Feeder B1**

Increase paper capacity for high-volume output

- 2,000 sheets capacity tray x 1-tray



3



5/6

7

**5. Finisher B4**

- Single stapling, Dual stapling

**6. Punch Unit**

- 2-hole / 3-hole punch

**7. Booklet Maker**

- Saddle Staple




**FUJIFILM**  
Value from Innovation

The available model varies depending on the country/region. Please ask the sales representatives for details.

The product specifications, appearance and other details in this brochure are subject to change without notice for improvements.

**Reproduction Prohibitions** Please note that reproduction of the following is prohibited by law : •Domestic and foreign currencies, government-issued securities, and national bonds and local bond certificates. •Unused postage stamps, post cards, etc. •Certificate stamps stipulated by law. •Reproducing works forming the subject matter of copyright (literary works, musical works, paintings, engravings, maps, cinematographic works, drawings, photographic works, etc.) is not permitted unless the reproduction is for the purpose of personal use, family use or other similar uses within a limited circle.

**Trademarks** •FUJIFILM and FUJIFILM logo are registered trademarks or trademarks of FUJIFILM Corporation. •Apeos, DocuWorks, Working Folder, Cloud Service Hub, Cloud On-Demand Print are registered trademarks or trademarks of FUJIFILM Business Innovation Corp. •Adobe, Adobe logo, PostScript and PostScript logo are either registered trademarks or trademarks of Adobe in the United States and/or other countries. •Apple, Mac, macOS, OS X and AirPrint are trademarks of Apple Inc. registered in the U.S. and other countries and regions. •Mopria, the Mopria Logo, and the Mopria Alliance word mark and logo are registered and/or unregistered trademarks and service marks of Mopria Alliance, Inc. in the United States and other countries. •All product names and company names mentioned in this brochure are trademarks or registered trademarks of their respective companies.

**For Your Safety**  
 Before using the product, read the Instruction Manual carefully for proper use. Use the product with the power source and voltage specified. Be sure to establish ground connection. Otherwise, electronic shock may result in the case of a failure or short circuit.

The information is as of March, 2025. NM-0004 en LTR(2302-R1)